

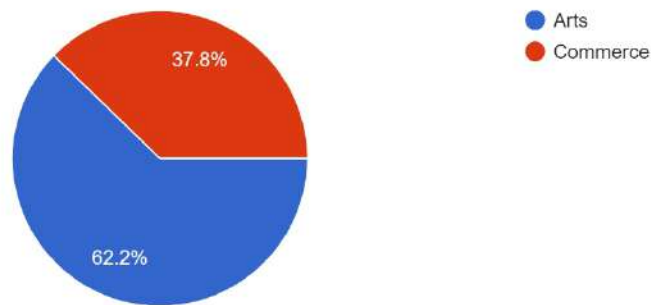
STUDENT FEEDBACK SURVEY REPORT OF THE SESSION 2021-22

College regularly takes feedback on pedagogy, discipline, teaching ethics and infrastructure and sports etc. Feedback was analysed with the help of software using some statistical tools and graphs. In total 294 students responded to the link provided to them. This link accepted responses w.e.f. 21-06-2022 to 27-06-2022.

FACULTY WISE RESPONSES

Faculty

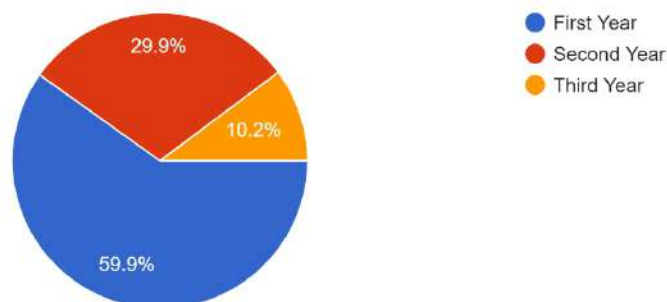
294 responses



CLASS WISE RESPONSES

Class

294 responses

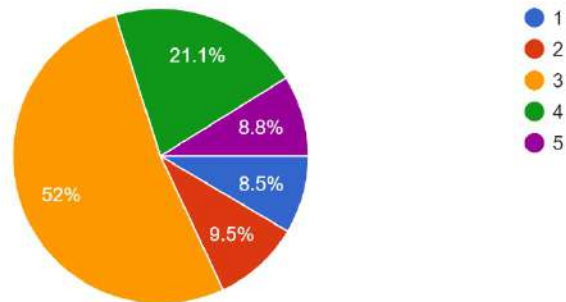


STUDENTS WERE REQUESTED TO SELECT APPROPRIATE OPTION TO INDICATE THEIR OPINION REGARDING FOLLOWING ACADEMIC AND INFRASTRUCTURAL ASPECTS OF THE COLLEGE.

1-Poor, 2- Satisfactory, 3-Good, 4- VERY Good, 5- Excellent

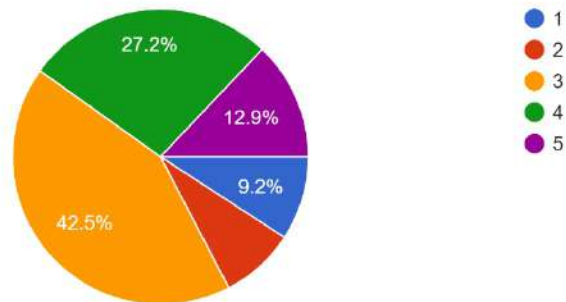
1. Admission Process

294 responses



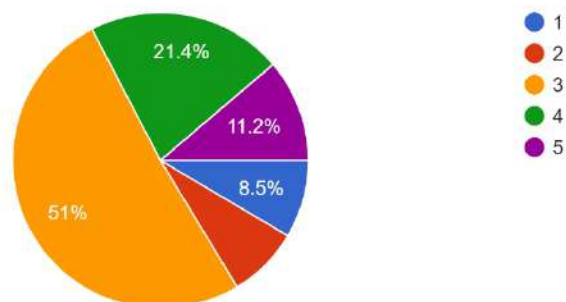
2. Co-operation by Administrative Staff

294 responses



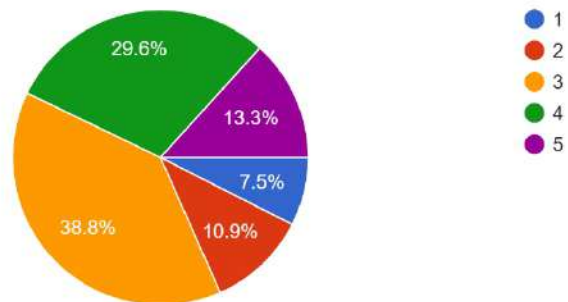
3. Content Of the Syllabi of the Courses

294 responses



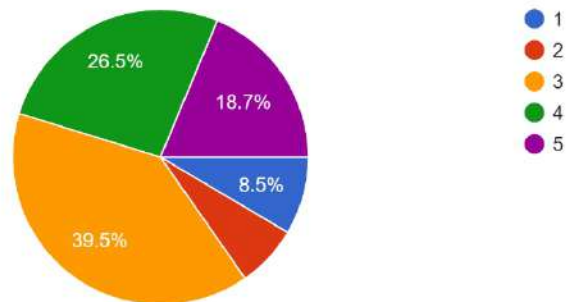
4. Extent of Syllabi Covered in the Class

294 responses



5. Delivery of Lecture in the Class

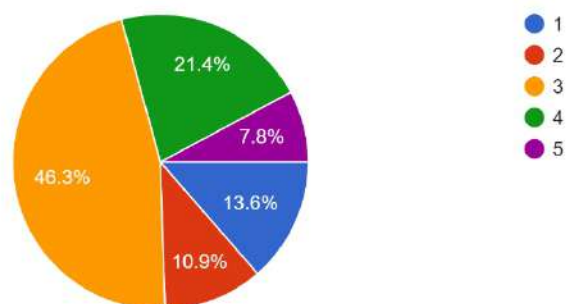
294 responses



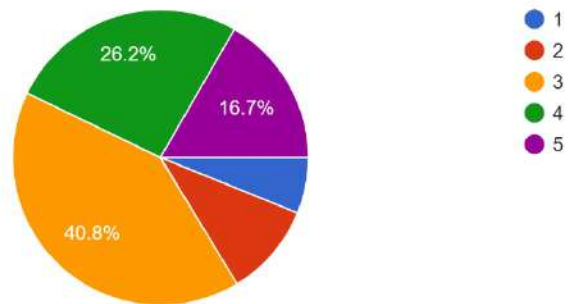
6. Use of Teaching Aids and ICT in the Class to

294 responses

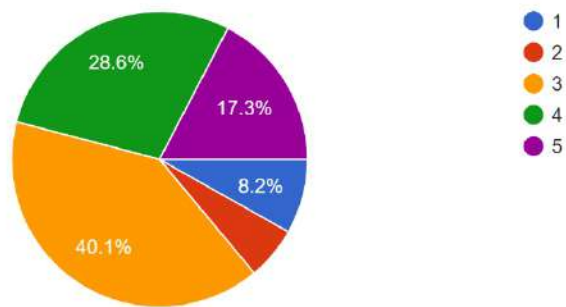
Facilitate Teaching



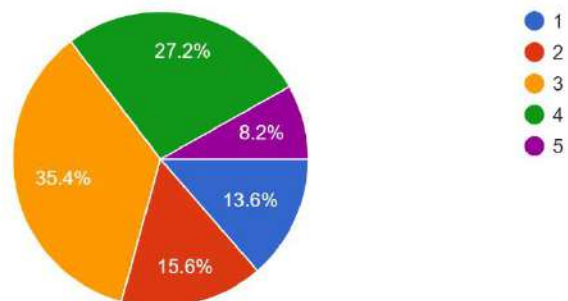
7. Overall experience with Internal Assessment (Quiz, Assignments Presentations etc.)
294 responses



8. StudentTeacher Interaction
294 responses

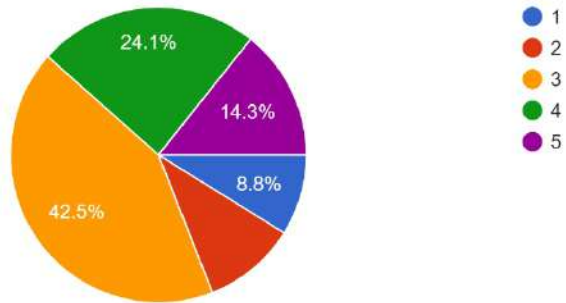


9. Availability of Online Resources
294 responses



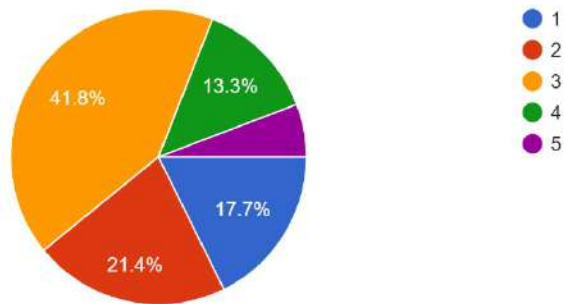
10. Facility of Participation in Co-curricular Activities

294 responses



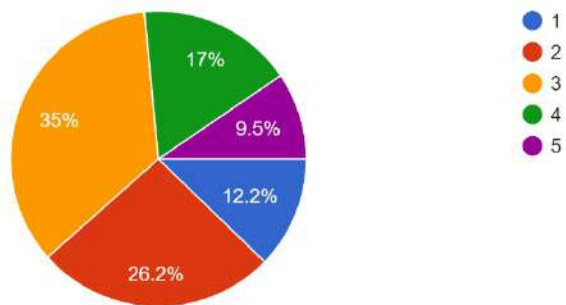
11. Classroom facilities (LCD /Audio /Computer/Seating Arrangement etc.)

294 responses



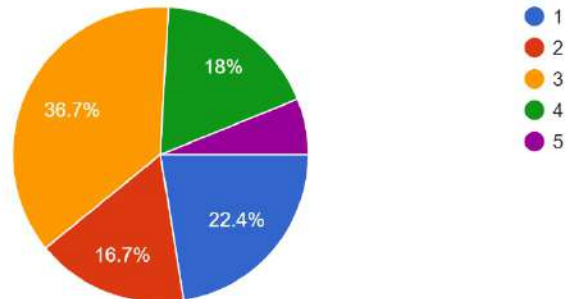
12. Library Reading Room Facility

294 responses



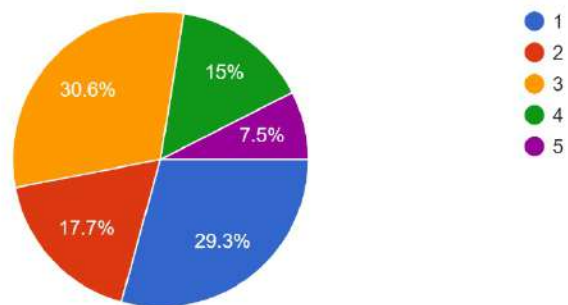
13. The Internet Facility

294 responses



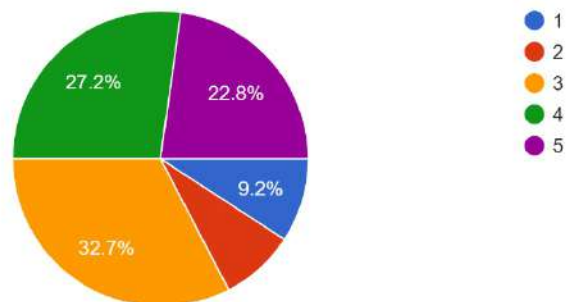
14. Sports Facility

294 responses



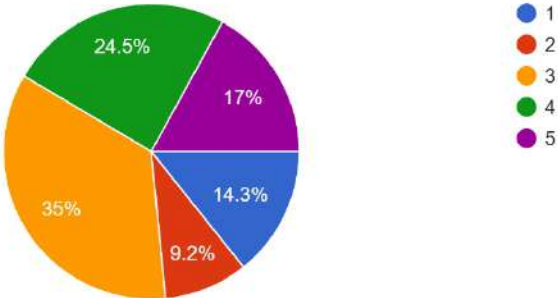
15. Drinking Water Facility

294 responses



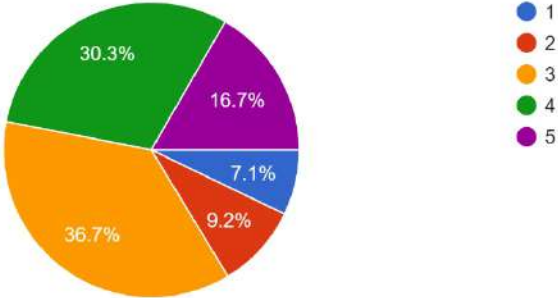
16. Washroom Facility

294 responses



17. Overall learning experience

294 responses




Analysis of data can also be understood with the help of the following table:

Sr. No.	Area	Poor (%)	Satisfactory (%)	Good (%)	Very Good (%)	Excellent (%)	Total
1	Admission Process	8.5	9.5	52.1	21.1	8.8	100
2	Co-operation by administrative Staff	9.2	8.2	42.5	27.2	12.9	100
3	Content of the syllabus of the course	8.5	7.9	51.0	21.4	11.2	100
4	Extent of the syllabus covered in the class	7.5	10.9	38.7	29.6	13.3	100
5	Delivery of lecture in the class	8.5	6.8	39.5	26.5	18.7	100
6	Use of teaching aids and ICT in the class to facilitate teaching	13.6	10.9	46.3	21.4	7.8	100
7	Overall experience with Internal Assessment	5.3	11	40.8	26.2	16.7	100
8	Student-teacher interaction	8.2	5.8	40.1	28.6	17.3	100
9	Availability of online resources	13.6	15.6	35.4	27.2	8.2	100
10	Facility of participation in Co-curricular activities	8.8	10.3	42.5	24.1	14.3	100
11	Satisfied with Classroom facilities	17.7	21.4	41.8	13.3	5.8	100
12	Satisfied with library reading room facility	12.2	26.2	35	17.1	9.5	100
13	Satisfied with internet facility	22.4	16.7	36.7	18	6.2	100
14	Satisfied with sports facility	29.3	17.7	30.5	15	7.5	100
15	Satisfied with drinking water facility	9.2	8.1	32.7	27.2	22.81	100
	Satisfied	14.3	9.2	35	24.5	17	100

16	with washroom facility						
17	Satisfaction with overall learning experience	7.1	9.2	16.7	30.3	36.7	100

Analysis of data on the above stated questions indicate that the majority of the responses lie in the good to excellent category. Responses of the respondents on questions related to the use of teaching aids and ICT in the class, availability of online resources, satisfaction with the classroom facilities, library reading room facility, internet facility, sports facility, washroom facility do indicate that extra attention is required in these areas. Since the college will be shifting in its own building in near future hence these aspects will be taken care off.



Dr. Anjori Sharma
Coordinator
IQAC



Prof. Rajesh Yadav
Principal
G.D.C. Dharampur